

THIS DOCUMENT IS SUPPLIED IN STRICT CONFIDENCE AND MUST NOT BE LENT, REPRODUCED OR DISCLOSED TO ANY THIRD PARTY WITHOUT THE WRITTEN CONSENT OF GRAF UK LIMITED

DO NOT SCALE - IF IN DOUBT ASK

Notice: This drawing is issued only as a guideline and is an estimate of the materials required to construct the drainage system, it should not be used for construction purposes.

Graf UK Ltd makes no warranty or guarantee in relation to the suitability of any of the layout details shown on this drawing in relation to a particular scheme.

NOTES:-

1. All dimensions in mm, unless otherwise stated.
2. All dimensions are nominal and may vary within manufacturing tolerances.
3. All site temporary enabling works by others.
4. Graf products to be installed in strict accordance with Graf recommendations.
5. This drawing is intended for guidance only. Confirmation of the suitability for a particular project should be sought from the consulting engineers prior to final design or commencement of any construction works.


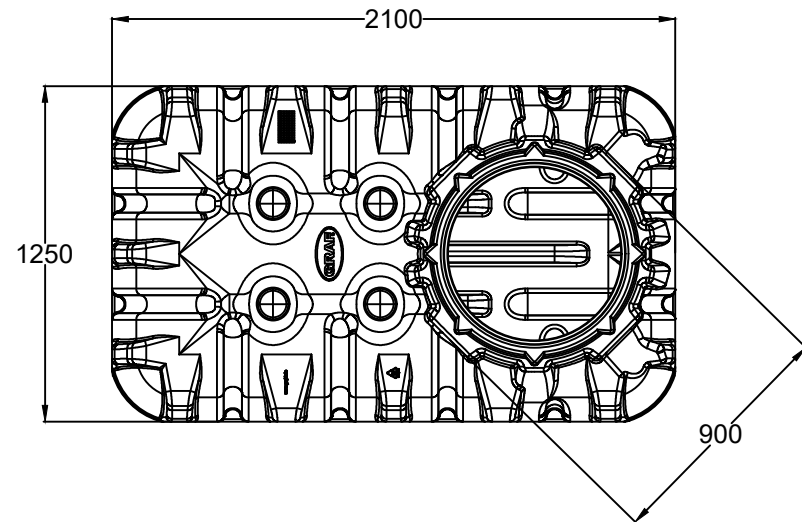
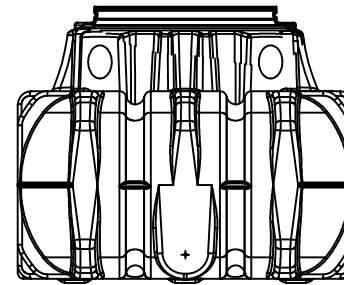
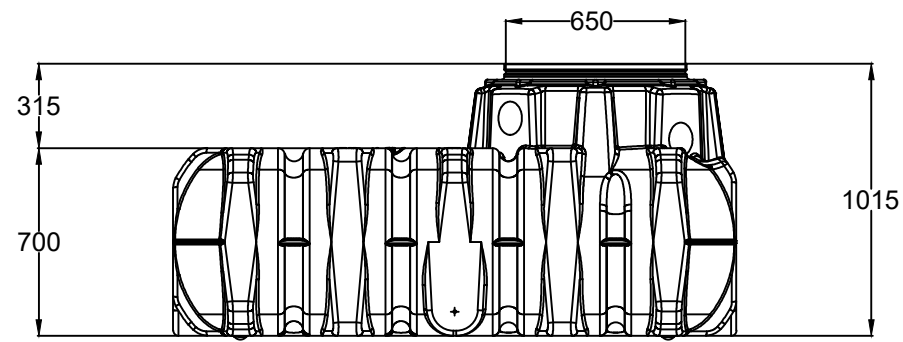
PLATIN TANK



Tank

Dimensions (mm)	2100 x 1250 x 1015
Volume (L)	1,500L
Material	Polyethylene
Weight(kg)	82kg
Connections	DN100 (4")
Product Code	G70007* / G7008**

*Pedestrian Loading Lid
**Vehicle Loading Cast Iron Lid



Tank Accessories

Item	Diameter ϕ	Min. Height (mm)	Max. Height (mm)	Max. Loading (kg)*
Pedestrian Loading Lid (Mini)	ϕ 600mm	60mm	360mm	150kg
Pedestrian Loading Lid (Maxi)	ϕ 600mm	60mm	476mm	150kg
Vehicle Loading Lid	ϕ 625mm	60mm	476mm	3,500kg
Extension Sleeve (1m)	ϕ 670mm	500mm	1,000mm	
Extension Sleeve	ϕ 680mm	250mm		

* Loading up to 12,000kg achievable (suitable cover to be provided by others)

P0	LATEST REVISION	FC	26.09.22
REV.	DESCRIPTION	BY	DATE



GRAF UK Limited, Regen House, Beaumont Road, Banbury, Oxfordshire, OX16 1RH

T: 01608 661500

F: 01295 211333

E: info@grafuk.co.uk

www.grafuk.co.uk


DRAWN :	FC	DATE :	21.09.2022
CHECKED :	DS	SCALE :	VARIOUS@A3

PROJECT
GRAF STANDARD DETAILS


DESCRIPTION
**GRAF PLATIN
1,500L TANK**

DRAWING No.	REV.
STANDARD_DETAIL_PLATIN_1,500L	P0

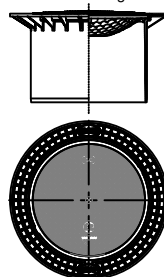
Pedestrian Loading Lid (Mini)




Pedestrian Loading Lid (Maxi)



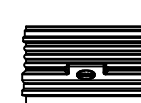
Vehicle Loading Lid



Extension Sleeve (1m)



Extension Sleeve



NOTE:- Tank accessory suitability may vary depending on project. Please contact Graf UK for sizing and support.