

THIS DOCUMENT IS SUPPLIED IN STRICT CONFIDENCE AND MUST NOT BE LENT, REPRODUCED OR DISCLOSED TO ANY THIRD PARTY WITHOUT THE WRITTEN CONSENT OF GRAF UK LIMITED

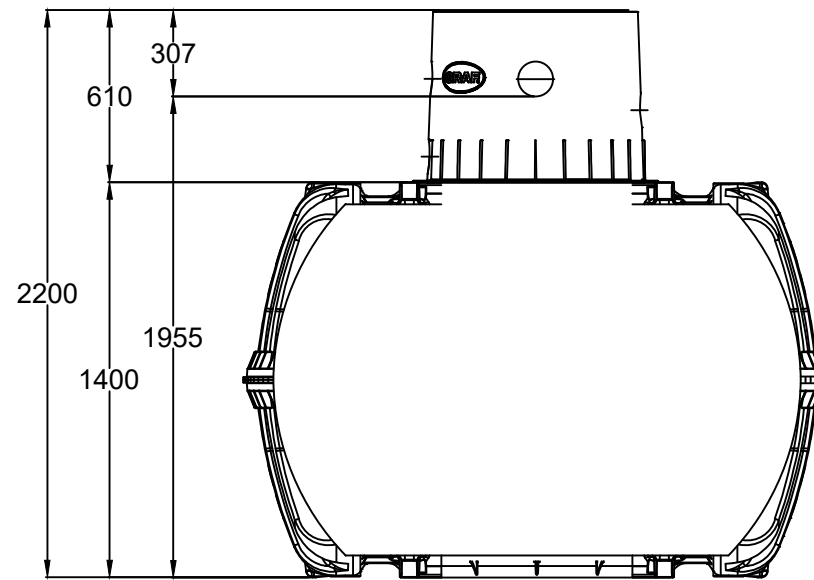
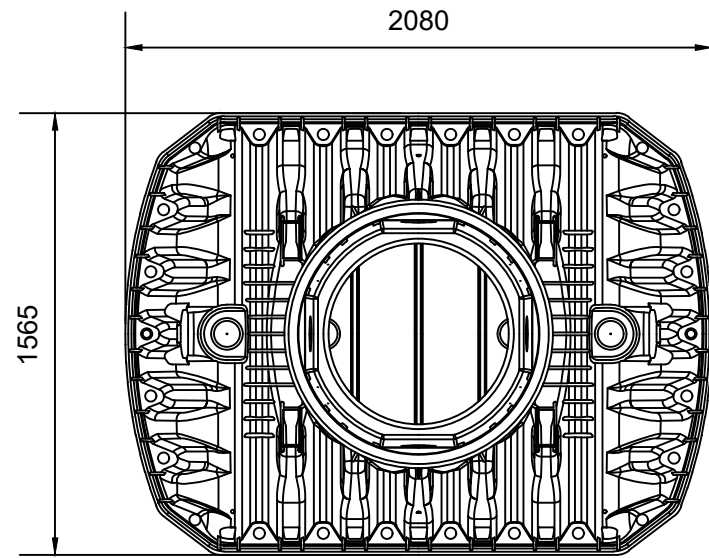
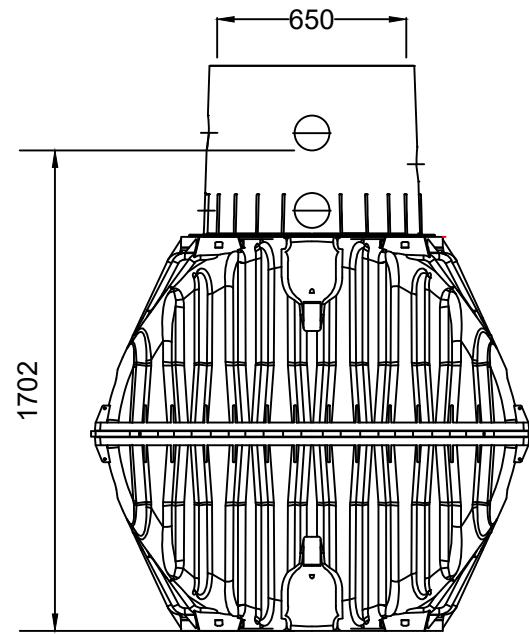
DO NOT SCALE - IF IN DOUBT ASK

Notice: This drawing is issued only as a guideline and is an estimate of the materials required to construct the drainage system, it should not be used for construction purposes.

Graf UK Ltd makes no warranty or guarantee in relation to the suitability of any of the layout details shown on this drawing in relation to a particular scheme.

NOTES:-

1. All dimensions in mm, unless otherwise stated.
2. All dimensions are nominal and may vary within manufacturing tolerances.
3. All site temporary enabling works by others.
4. Graf products to be installed in strict accordance with Graf recommendations.
5. This drawing is intended for guidance only. Confirmation of the suitability for a particular project should be sought from the consulting engineers prior to final design or commencement of any construction works.



CARAT TANK



NOTE:- Standard detail using Tank Dome Maxi. For different accessories, please refer to detail below or contact Graf UK for support.



Tank Accessories

Item	Diameter ø	Min. Height (mm)	Max. Height (mm)	Max. Loading (kg)*
Pedestrian Loading Lid (Mini)	ø 600mm	60mm	360mm	150kg
Pedestrian Loading Lid (Maxi)	ø 600mm	60mm	476mm	150kg
Vehicle Loading Lid	ø 625mm	60mm	476mm	3,500kg
Extension Sleeve (1m)	ø 670mm	500mm	1,000mm	
Extension Sleeve	ø 680mm	250mm		
Tank Dome (Maxi)	ø 650mm	610mm		
Tank Dome (Mini)	ø 650mm	285mm		
Tank Dome (Micro)	ø 650mm	90mm		

* Loading up to 12,000kg achievable (suitable cover to be provided by others)
** Tank Dome (Maxi) available with DN100 or DN150 connections

Tank
 Dimensions (mm) 2080 x 1565 x 1400
 Volume (L) 2,700L
 Material Polypropylene
 Weight(kg) 105kg
 Connections DN100 (4") / DN150 (6")
 Product Code G70021* / G70022**
 * Pedestrian Loading Lid
 ** Vehicle Loading Cast Iron Lid

P0	LATEST REVISION	FC	21.09.22
REV.	DESCRIPTION	BY	DATE



GRAF UK Limited, Regen House, Beaumont Road, Banbury, Oxfordshire, OX16 1RH

T: 01608 661500

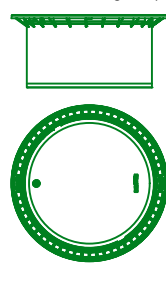
F: 01295 211333

E: info@grafuk.co.uk

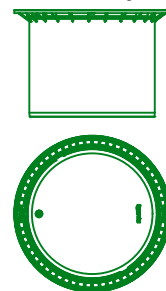
www.grafuk.co.uk

DRAWN :	FC	DATE :	21.09.2022
CHECKED :	DS	SCALE :	VARIOUS@A3

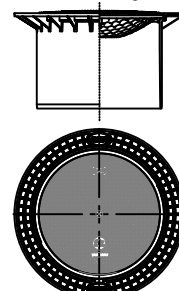
Pedestrian Loading Lid (Mini)



Pedestrian Loading Lid (Maxi)



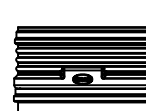
Vehicle Loading Lid



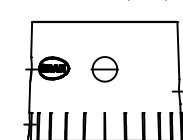
Extension Sleeve (1m)



Extension Sleeve



Tank Dome (Maxi)



Tank Dome (Mini)



Tank Dome (Micro)



NOTE:- Tank accessory suitability may vary depending on project. Please contact Graf UK for sizing and support.

PROJECT
GRAF STANDARD DETAILS

DESCRIPTION
**GRAF CARAT
 2,700L TANK**

DRAWING No.	STANDARD_DETAIL_CARAT_2,700L	REV.	P0
-------------	------------------------------	------	----